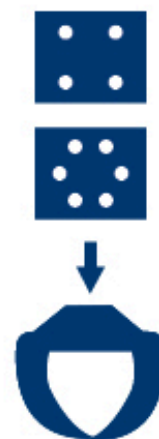


GMR 1750 XT



ton
7,0 - 9,0



$m^2 (yd^2)$ 0,35 (0,45)



mm (in) 962 (37,9)



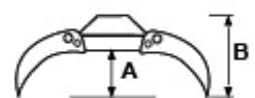
mm (in) 120 (4,7)



mm (in) 960 (37,8)



mm (in) 630 (24,8)



A mm (in) 490 (19,3)

B mm (in) 835 (32,9)



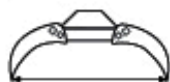
mm (in) 575 (22,7)



Kg. (lb.) 3750 (8267,3)



Kg. (lb.) 303 (668,1)



mm (in) 1760 (69,3)



MAX

bar (psi) 200 (2900,8)



lt. (gal) 55 (14,5)